

# Instructions

## What you need



Microwave



Small Plastic Bowl



Flat Tray or Board



Tablespoon

## Melt all the chocolate

**1** Heat the chocolate in the bowl for 40 seconds

**2** Stir for 40 seconds

**3** Heat for 30 seconds

**4** Stir for 30 seconds

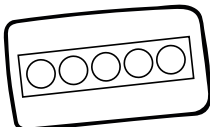
## Are all the buttons fully melted?

**YES**  
Go to step 5


**NO**  
Heat again for 5 seconds  
Stir for 20 seconds  
Check again, have the buttons melted?

## Now make the lollipops

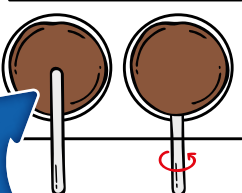
**5** Lay the transfers on the tray with the pictures facing down. If needed you can cut the transfers to fit your tray



**6** Pour a full tablespoon of chocolate into each circle

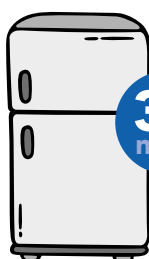


**7** Put the sticks in and twist to cover them in chocolate



Twist

**8** Put them in the fridge



## Get Creative!

You can decorate your lollies with your favourite treats before the chocolate sets.

