

Instructions

What you need



Microwave



Small Plastic Bowl



Flat Tray or Board



Tablespoon

Melt all the chocolate

1 Heat the chocolate in the bowl for 40 seconds

2 Stir for 40 seconds

3 Heat for 30 seconds

4 Stir for 30 seconds

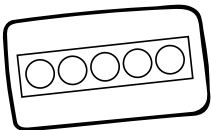
Are all the buttons fully melted?

YES
Go to step 5


NO
Heat again for 5 seconds
Stir for 20 seconds
Check again, have the buttons melted?

Now make the lollipops

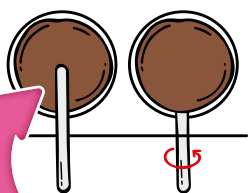
5 Lay the transfers on the tray with the pictures facing down. If needed you can cut the transfers to fit your tray



6 Pour a full tablespoon of chocolate into each circle

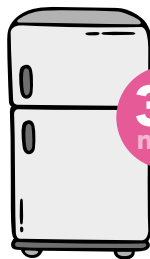


7 Put the sticks in and twist to cover them in chocolate



Twist

8 Put them in the fridge



30 mins

Get Creative!

You can decorate your lollies with your favourite treats before the chocolate sets.

